

QCD Form S

Universal Quick Connection Device for ANSI Socket Meters



The QCD Form S Universal Quick Connection Device is used together with electricity meter test systems, and is especially recommended for situations where saving time is important. The device enables ANSI socket meters to be mounted with a motorised closing mechanism and connected rapidly for the purposes of adjustment, test and verification.

Because of its universal construction the QCD Form S Universal Quick Connection Device may be used for the support and connection of practically all types of self contained (direct connected) or transformer

operated ANSI socket meters, including the most used Forms 1S, 2S, 3S, 4S, 5S, 6S, 8S, 9S, 12S, 13S, 14S, 15S, 16S, 17S.

This QCD Form S Universal Quick Connection Device may be used with current levels up to 120 A or 200 A.


The QCD Form S Universal Quick Connection Device is delivered complete as a ready to use unit, and may be easily fixed to the aluminium structure of MTE Meter Test Equipment meter suspension racks, or to their associated trolleys.

Connection diagrams for most used socket meters Form S


	1-phase 2-wire	1-phase 3-wire	2-phase 3-wire	3-phase 3-wire	3-phase 4-wire, Wye		3-phase 4-wire, Delta	
Type of Service								
	Form 1S	Form 2S	Form 12S	Form 13S	Form 14S	Form 16S	Form 15S	Form 17S
Self-Contained (Direct Connection)								
	Form 3S	Form 4S	Form 5S	Form 5S	Form 6S	Form 9S	Form 8S	
Transformer operated								

Socket jaw position identification regarding ANSI C12.10-1987

Front view on socket for self-contained (direct connected) meters



Front view on socket for current transformer operated meter




Technical description QCD Form S

Motor supply voltage: 115 V or 230 V, selectable / 45 ... 65 Hz (Fuse: 1 A / 250 V, slow blow)

Dimensions: W 240 x D 170 x H 435 mm

Weight: approx. 13 Kg



- 1** Meter connection area
- 2** Banana sockets \varnothing 4 mm
Current: Socket 1, 2, 3, 4, 9, 10 / **Voltage:** Socket 7, 8, 11-17, 1A, 3A, 9A
- 3** High current terminals up to 120 A or 200 A
- 4** Supply voltage connection and fuse 1 A / 250 V, slow blow
- 5** Socket open / closed switch

MTE Meter Test Equipment AG

Subject to alterations